



The clean solution



FV 250.2

HOT WATER SANITIZING POT AND PAN WASHER

Special Features:

- **High capacity** - Wheeled stainless steel basket has clearances of 50-1/2" W x 26" D (1280 x 670mm). Supplied sheet pan insert holds 11 sheet pans per cycle. One additional insert is optional for a full capacity of 22 sheet pans per cycle.
- **Auto Safe temperature control system** - Guarantees 180°F (82°C) sanitizing final rinse temperature, regardless of incoming water temperature
- **MIKE 2 electronic control system** - advanced micro-computer technology for service diagnostics and end-user machine settings. Includes one-touch operation, one-touch selection of three different cycle lengths, automatic temperature monitoring with digital display, and advanced service diagnostics
- **Active Plus filtration system** - Double filtration of wash water removes food soil, improves washing efficiency and saves detergent while easing cleaning chores
- **Soft Start wash pump** - Protects fragile ware from chipping or breaking
- **Aqua-Stop** - Automatically stops machine operation and turns off the water fill if internal leaking is detected
- **Built-in booster heater with power rinse pump** - Guarantees constant final rinse pressure and temperature for consistent, outstanding results

Standard Features:

- Capacity 15 cycles per hour
- Water consumption 2.55 gallons (9.65 liters) per cycle
- Oscillating wash arms for complete ware coverage
- Double-wall construction keeps heat inside the machine, reducing energy consumption and heat loss into the dishroom environment
- Variable programmed time cycles - 4, 6 and 8 minutes
- Fully automatic - automatic fill, automatic start, and automatic reset
- Pumped drain for both floor and wall drain applications
- Machine shutdown activates an automatic rinse of the wash chamber to ease cleaning
- Stainless steel non-clogging wash and rinse arms
- Sloping wash tank directs food soil into large, easily-removed pan strainers
- Front mounted controls with digital temperature displays
- Two 3 Hp (2.2 kW) wash pumps
- 304 and 316L stainless steel construction for corrosion resistance
- Type A air gap system eliminates need for vacuum breaker
- Wheeled stainless steel wire basket with removable sheet pan insert

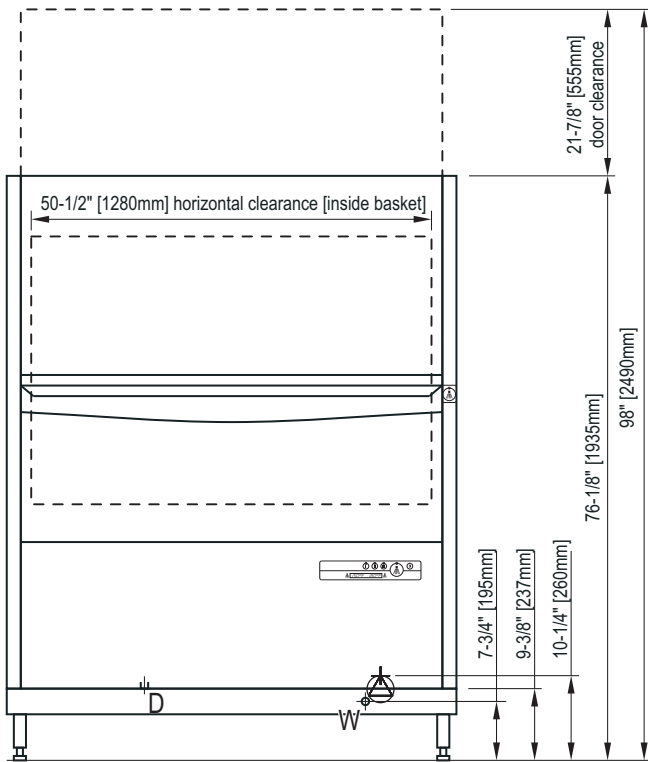
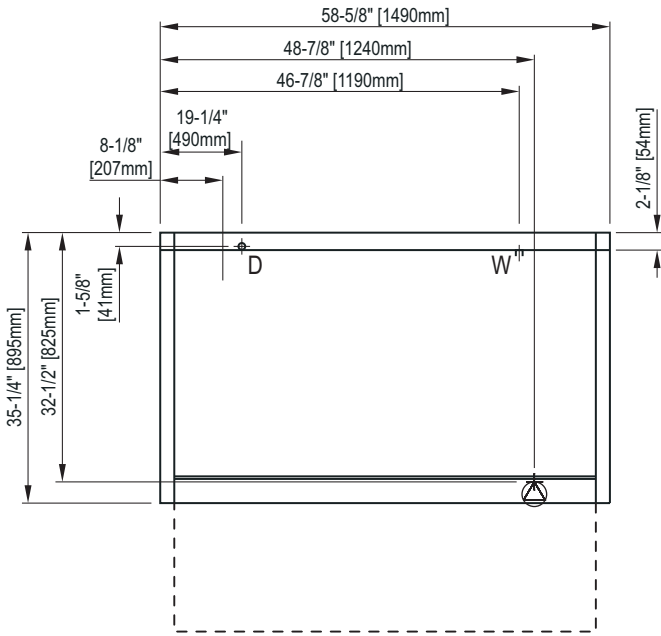
Options:

- Built-in liquid detergent and rinse aid pumps
- Flanged, bolt-down feet
- External vent fan control
- Drain water tempering kit
- Additional sheet pan insert (holds 11 pans) - increases machine capacity to 22 sheet pans per cycle
- Power vent option (indirect connection). If a direct vent connection is required, contact MEIKO at sales@meiko.us for assistance.

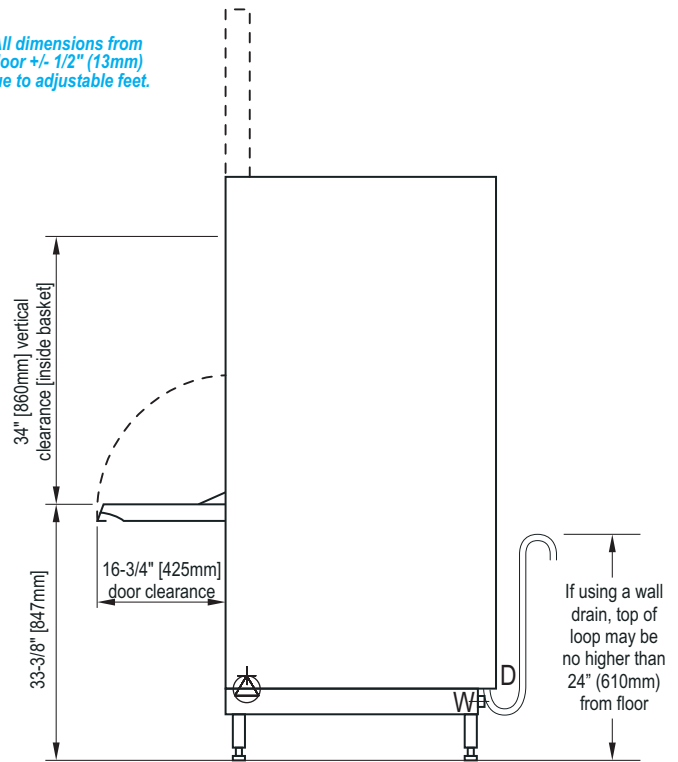
This dishwasher is compliant with the Reduction of Lead in Drinking Water Act (2011) amendment to the Safe Drinking Water Act (SDWA).




Dimensions - without power vent option



All dimensions from floor +/- 1/2" (13mm) due to adjustable feet.

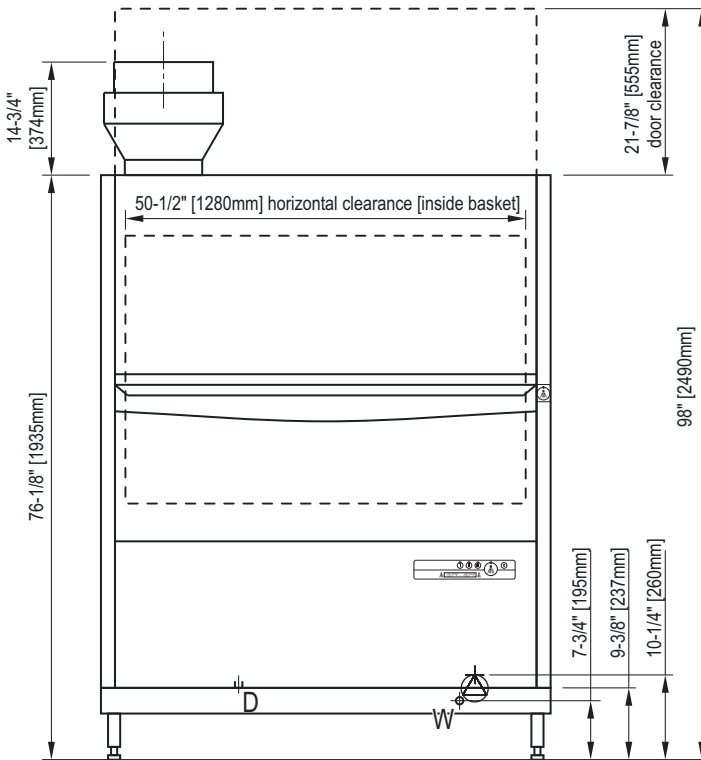
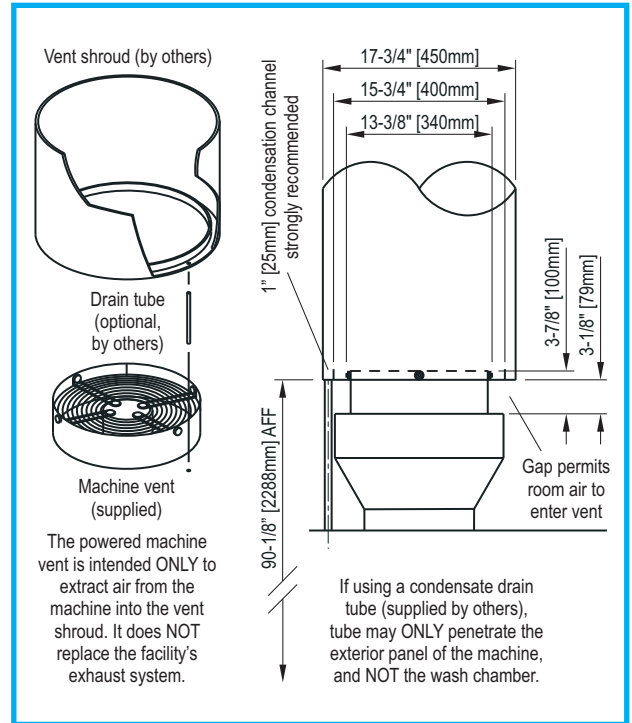
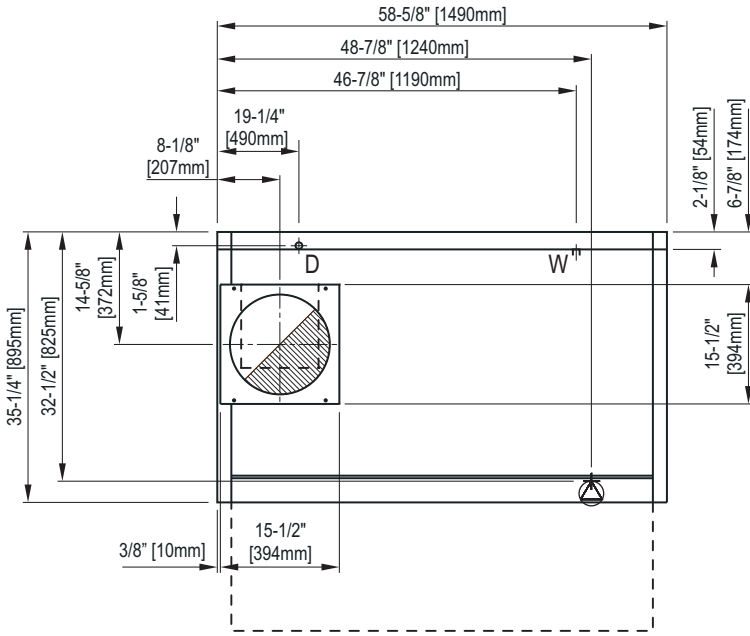


 **Electrical terminal block**
Strain relief provided at lower rear of machine. Adequate slack in the wiring should be provided to allow the machine to be moved for servicing.

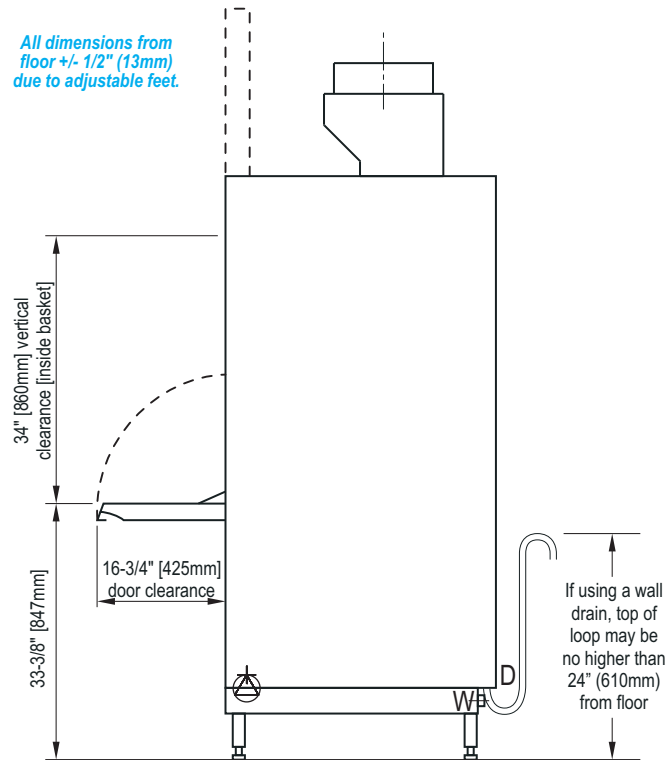
W **Fresh water connection**
3/4" female garden hose supply connection is provided. If using supplied external Y-strainer, female garden hose adapter may be removed to provide 1/2" NPT male or 3/4" NPT female connection as required. Supplied hose is 4' 7" (2616mm) in length.

D **Drain connection**
Requires indirect connection to 1-1/2" (38mm) drain pipe (wall or floor). Supplied hose is 4' 7" (2616mm) long and should be cut to appropriate length at time of installation to allow machine to be repositioned for servicing.

Dimensions - with power vent option



All dimensions from floor +/- 1/2" (13mm) due to adjustable feet.



Vent connection (machines with powered vent option only)

The waste air connection must be corrosion-resistant and frost-free. In particular, provisions must be made to prevent air temperatures of 32°F (0°C) or colder from reaching the machine at any time. A provision for draining moisture from the waste air pipe is strongly recommended.

IMPORTANT: The vent shroud **MUST NOT** be connected directly to the machine, as this prevents room air from being drawn into the shroud and may affect machine performance. If a direct vent connection is required, contact MEIKO at sales@meiko.us for assistance.

- Machine exhaust: 354 CFM (602m³h)
- Additional room air recommended for indirect vent: 120 CFM (204m³h)
- All dimensions and data shown are recommendations only. Actual exhaust connection must be adequate for the exhaust air and comply with all applicable national and local code requirements.

Technical Specifications

Optimum Capacity:

Cycles per hour 15

Optimum Cycle Time (Seconds):

Wash Cycle 204

Dwell / Drain Time 26

Rinse Cycle 10

Total Cycle 240

Water Requirements:

Incoming Water Temperature (Optimum) 140°F (60°C)

Recommended Water Hardness 1-6 grains per U.S. gal.

Water Consumption per Cycle 2.55 gals. (9.65 liters)

Water Consumption per Hour (max.) . 38.25 gals. (144.79 liters)

Flow Pressure 8.7-72.5 psi (0.6-5.0 bars)

Incoming Waterline 3/4" garden hose

Drain line size 7/8" ID, 1-1/8" OD flexible hose

Maximum drain flow rate 33 gals. (124.9 liters) per minute

Required Operating Temperatures:

Wash (Minimum) 150°F (66°C)

Rinse (Minimum) 180°F (82°C)

Tank Capacities:

Wash Tank 26.42 gals. (100 liters)

Booster Heater 4.76 gals. (18 liters)

Electrical Requirements:

Wash Tank Heat 12 kW

Booster Heater 18 kW

Wash Pump 2 x 3 HP (2 x 2.2 kW)

Approximate Total Load Amps:

- 208-230/60/3 86.8A @ 208V, 94.0A @ 230V

- 460/60/3 46.6A @ 460V

Approximate Total Load Amps (with powered vent option)

- 208-230/60/3 87.3A @ 208V, 94.5A @ 230V

- 460/60/3 46.9A @ 460V

Ventilation Requirements (machines with powered vent option only):

Machine exhaust 354 CFM (602 m³/h)

Additional room air 120 CFM (204 m³/h)

Total 474 CFM (806 m³/h)

Dimensions:

Overall (W x D x H) 58-5/8" x 35-1/4" x 76-1/8"
(1490 x 895 x 1935mm)

Ware Clearances 50-1/2" x 26-1/2" x 34"
(inside basket, W x D x H) (1280 x 670 x 860mm)

Wall Clearance Rear 1" (25mm) min.

Machine / Shipping Details:

Shipping Weight 1044 lbs. (473.6 kg)

Shipping Size (W x D x H) 66" x 49" x 84"
(1677 x 1245 x 2134mm)

This machine may not pass through standard doorways without machine disassembly or doorway modification. Check all dimensions carefully prior to ordering, or contact MEIKO at sales@meiko.us for assistance.

This dishwasher is compliant with the Reduction of Lead in Drinking Water Act (2011) amendment to the Safe Drinking Water Act (SDWA).



Specification

FV 250.2 Item Number _____

Unit will be an NSF and ETL-listed MEIKO FV 250.2 hot water sanitizing pot and pan washer.

Operating voltage will be:

_____ 208-230 V / 60 Hz / 3 Ph

_____ 460 V / 60 Hz / 3 Ph

Unit will have front mounted microcomputer controls, a 240 second total time cycle, and utilize 2.55 gallons (9.65 liters) fresh rinse water per cycle. Unit will utilize a fresh water pumped rinse for constant pressure and temperature every cycle. Unit will have oscillating wash arms to ensure complete coverage of ware as well as enhanced performance. Unit will have integral wash tank soil removal system to maintain clean wash water. Unit will have built-in temperature safeguards to guarantee final rinse temperature meets minimum 180°F (82°C) requirement. Wash pumps will be equipped with a soft start feature to reduce risk of chipped or broken ware. Unit will incorporate features to stop operation and turn off water fill valve if an internal leak is detected. Unit will have variable time cycles for heavier than normal soil loads.

“Auto Safe” Feature

The FV 250.2 guarantees that the minimum NSF 180°F (82°C) sanitizing final rinse temperature is achieved regardless of the incoming water temperature, even if connected to a cold water line, by automatically extending the wash cycle (if necessary) to provide additional heating time. Listed cycle length assumes use of recommended 140°F (60°C) water supply. Exact cycle length is dependent upon the incoming water temperature and on the electrical supply voltage.

Note: All specifications are subject to change without notice based on MEIKO’s dedicated product improvement program.